

<b>Feedback Committee Report (2021-22)</b>
--

#### **1.4 Feedback Committee Report:**

A committee of 12 members is formed to collect and analyze feedback. The committee prepares the time-bound schedule for feedback collection with congruence to academic calendar. The feedback is taken on different criteria /factors which includes the feedback on syllabus and its transaction at the institution, the feedback about college and its infrastructure, feedback from alumni, parents, etc. These stakeholders are also involved for suggestions for the measures of improvement.

Feedback committee and IQAC draft the questionnaire for feedback, the questions are designed to extract out the strengths and area of upgradation/ improvements of the institute. The suggestions are collected from the stakeholders. Feedback is collected from these stakeholders in an online mode. All the data collected is stored by feedback committee. Feedback committee processes and analyzes the data with the help and guidance of IQAC cell. The observations made by the committee are discussed with all the staff members and proposed measures of improvement are undertaken. The overall feedback mechanism is the key parameter to develop a fruitful environment and improvement of the institute.

The views/opinion of teachers are discussed in the meeting. Teachers' active participation in the meeting and in different committees is recorded and their suggestions, ideas and issues (if any) are forwarded to the Principal and office for consideration and necessary action. The college is run by Shikshan Prasarak Mandal, a parent organization of the institute. The Principal and the managing committee of Shikshan Prasarak Mandal are the employers who offer feedback in management committee meetings. The Principal records the feedback and takes necessary action to implement the same in accordance with the suggestion made by management.

The Principal, teaching staff and office staff endeavors to live up to the expectation of management.

## Feedback Committee Report 2021-22

Category: **Students feedback about College**

Total number of Students recorded feedback: **559**

Total number of questions attempted: **12**

Feedback Type: **Online**

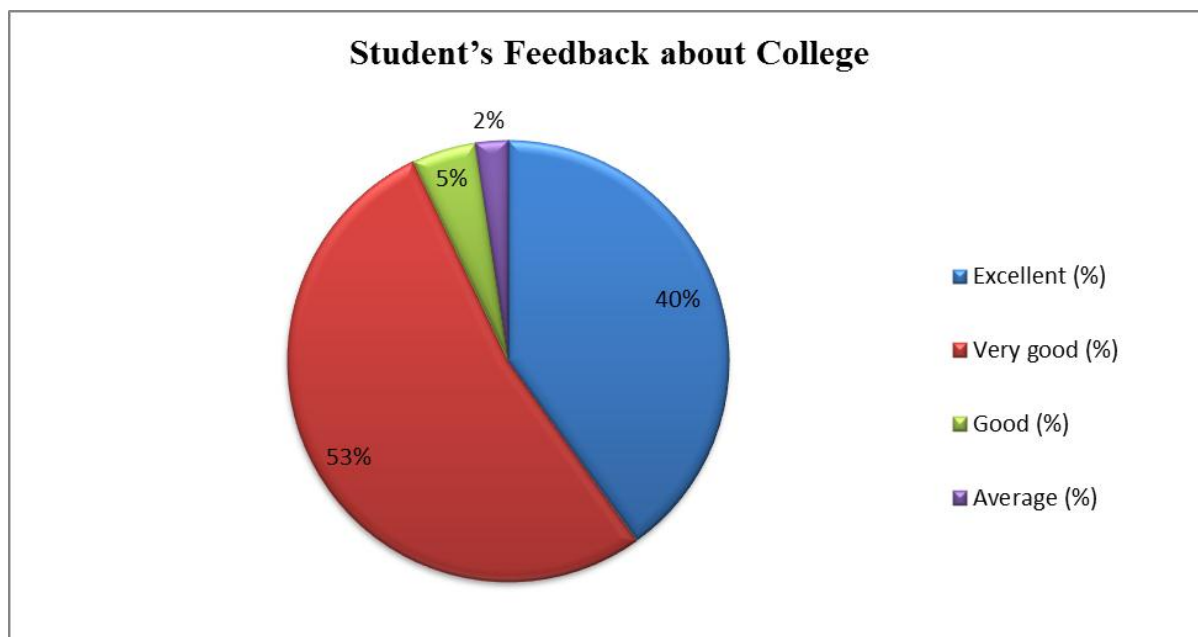
**Table 1: Questionnaire for Students feedback about College**

<b>Q. No</b>	<b>Nature of Questions</b>
C1	The office staff in the college is co-operative and helpful.
C2	Results are displayed on the notice board and college website.
C3	Toilets / washrooms are clean and properly maintained.
C4	The classrooms are clean and well maintained.
C5	The campus is green and eco-friendly.
C6	Clean drinking water is available in the college campus.
C7	The college buildings and classrooms are accessible to disabled persons.
C8	The campus has adequate power supply.
C9	Our grievances/ problems are redressed and solved well in time.
C10	The functioning of the placement cell in the college is satisfactory.
C11	Continuous efforts are taken by the college to improve the quality of teaching and learning.
C12	The overall teaching and mentoring process of the college is excellent.

**Table 2: Analysis of Student's Feedback about College:**

<b>Q. No.</b>	<b>Nature of Questions</b>	<b>Excellent (%)</b>	<b>Very good (%)</b>	<b>Good (%)</b>	<b>Average (%)</b>
1.	<b>C1</b>	46	48	3	1
2.	<b>C2</b>	53	43	3	1
3.	<b>C3</b>	32	47	6	11
4.	<b>C4</b>	30	59	4	5
5.	<b>C5</b>	49	46	3	2
6.	<b>C6</b>	36	52	9	2
7.	<b>C7</b>	40	50	8	2
8.	<b>C8</b>	47	50	3	1
9.	<b>C9</b>	31	60	7	1
10.	<b>C10</b>	25	64	9	2
11.	<b>C11</b>	44	53	2	1
12.	<b>C12</b>	41	56	1	0
	<b>Total</b>	<b>85</b>	<b>112</b>	<b>10</b>	<b>5</b>

**Graphical Analysis of Student's Feedback about College:**



**Analysis Report on the Student's Feedback about College:**

We have received feedback from 559 responses through online process by web link

**Website address:**

**Direct Link:**

**The following are the observations of Students feedback about College**

1. Update of syllabus required
2. Provide internet service with proper speed.

### **Students' Feedback about Library**

Category:

**Students' Feedback about Library**

Total number of Students recorded feedback: **559**

Total number of questions attempted: **10**

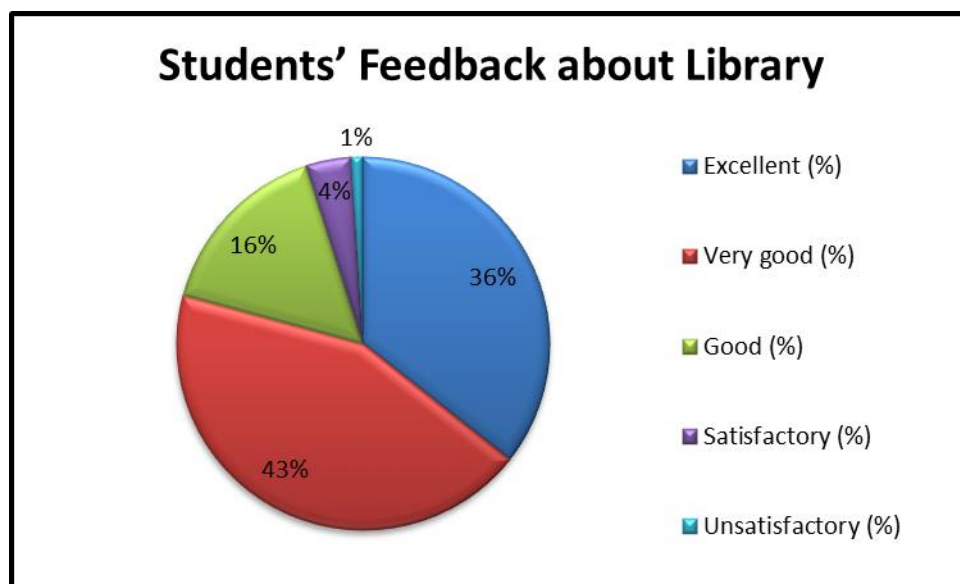
Feedback Type:

**Online**

**Table 3: Analysis of Student's Feedback about Library:**

<b>Que. No.</b>	<b>Nature of Questions</b>	<b>Excellent (%)</b>	<b>Very good (%)</b>	<b>Good (%)</b>	<b>Satisfactory (%)</b>	<b>Unsatisfactory (%)</b>
1.	Availability of books, journals and magazines.	40	39	16	4	1
2.	The prescribed books / reading materials are available in the library.	41	54	4	1	0
3.	Quality of books available.	36	42	17	4	1
4.	The library staff is co-operative and helpful.	43	52	4	0	0
5.	Environment in the library	35	43	17	5	0
6.	Internet services	29	37	22	8	4
7.	Book Circulation Services	36	40	19	4	1
8.	Cleanliness & Environment *	32	45	17	5	1
9.	Electric Services	35	43	18	4	0
10.	Overall rating *	29	48	20	2	0
	<b>Total</b>	<b>36</b>	<b>44</b>	<b>16</b>	<b>4</b>	<b>1</b>

**Graphical Analysis of Students' Feedback about Library:**



**Analysis Report on the Students' Feedback about Library:**

We have received feedback from 559 responses through online process by web link.

**Website address:**

**Direct Link:**

**The following are the observations on Students' Feedback about Library:**

1. Number of books (textbooks and reference books) in library should increase.
2. Students made a demand of variety in the magazines, periodicals etc.
3. Library should focus on infrastructure development, especially on internet facility.
4. Library should issue more than 2 books.
5. Students should have an access to overlook books.

### Student's Feedback about Laboratory

Category: **Student's Feedback about Laboratory**

Total number of Students recorded feedback: **141**

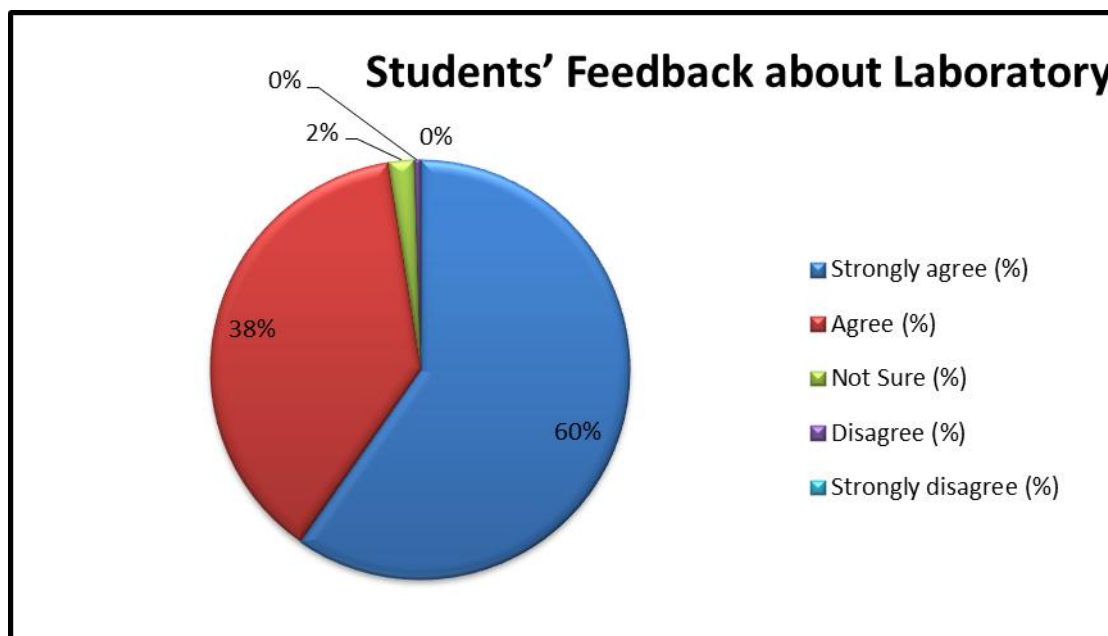
Total number of questions attempted: **06**

Feedback Type: **Online**

**Table 4: Analysis of Students' Feedback about Laboratory**

Que. No.	Nature of Questions	Strongly agree (%)	Agree (%)	Not Sure (%)	Disagree (%)	Strongly disagree (%)
1.	The teacher checks the laboratory journals/ files regularly.	54	42	3	1	0
2.	The teacher is available in the laboratory for the entire duration of the practical/experiment.	68	30	1	1	0
3.	The teacher has a methodical approach towards conduct of experiments.	70	30	0	0	0
4.	Proper instructions and demonstrations are given by the teacher prior to the conduct of the practical/experiment.	66	33	1	0	0
5.	The teacher helps the students in smooth conduct of experiment.	52	46	2	0	0
6.	Equipment in the laboratory are in good working condition*	50	45	4	1	0
	<b>Total (%)</b>	<b>60</b>	<b>38</b>	<b>2</b>	<b>0.5</b>	<b>00</b>

**Graphical Analysis of Students' Feedback about Laboratory:**



**Analysis Report on the Student's Feedback about Laboratory:**

We have received feedback from **141** responses through online process by web link.

**Website address:**

**Direct Link:**

**The following are the observations on Student's Feedback about Laboratory:**

1. Required materials for practical should be prepared in advance.
2. Students should be encouraged for innovative programmes.
3. A proper assessment system should be developed for students' practical knowledge.
4. Laboratory conditions fulfil the basic need of the students.

## **Students' Feedback about Teachers**

Category: **Students' Feedback about Teachers**  
Total number of response recorded: **Arts- 457, Science- 794,**  
**Commerce- 1786, Computer Science- 190,**  
**Bachelor of Accounting and Finance- 838**  
Total number of questions attempted: **15**  
Feedback Type: **Online**

**Table 5: Questionnaire for Students' Feedback about Teachers**

<b>Q. No</b>	<b>Nature of Questions</b>
T1	How would you grade planning of lectures for the completion of syllabus in due time?
T2	The teachers' approach towards teaching can best be described as?
T3	How would you grade internal evaluation done by the teachers'?
T4	How would you grade the ability of the teachers to point out the drawbacks and suggest improvements in your assignments?
T5	How would you grade college's promotion for internship, students exchange and field visits opportunities made available to students.
T6	How would you evaluate teaching and mentoring process in college that facilitates cognitive, social and emotional growth of the students?
T7	How would you grade the opportunities of learning and personal growth made available to the students by the college.
T8	How would you grade the follow up taken by the teachers with regards to any assigned task?
T9	How would you grade the ability to illustrate the concepts through examples and applications?
T10	To what extent the teacher identifies students' strengths and encourages the students to fulfill educational challenges given to them?
T11	How would you grade teachers' ability to identify students' weaknesses and guidance provided to overcome them?
T12	How would you grade student-centric methods used by teachers (e.g. experimental learning, participative learning and problem solving methodologies) for enhancing learning experiences?

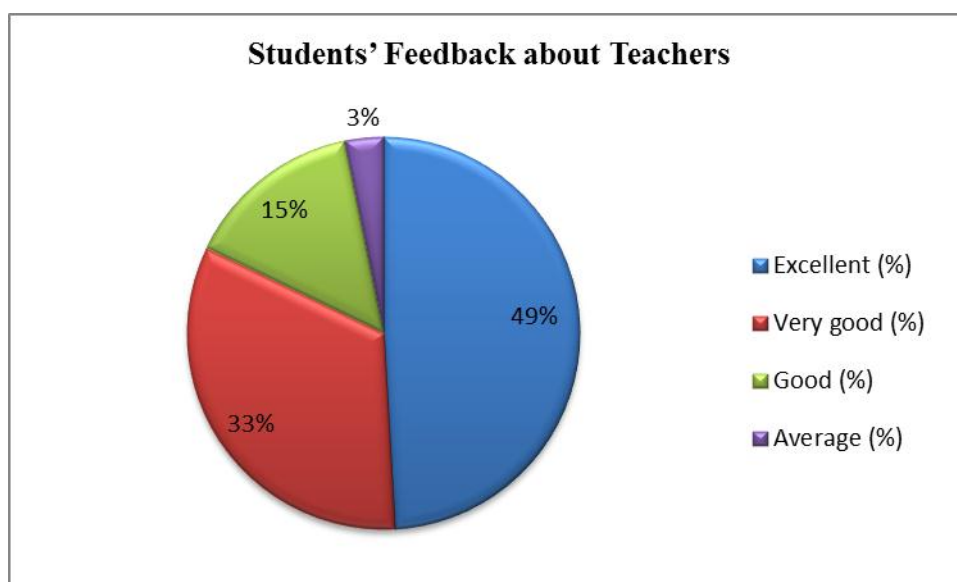


T13	How would you evaluate encouragement given to students for participation in co-curricular and extra-curricular activities?
T14	How would you grade teachers' use of ICT tools (LCD Projector, Multimedia etc.) while teaching?
T15	How would you grade "The quality of teaching-learning process in your college"?

**Table 6: Analysis Report on Students Feedback about Teachers**

Sr. No.	Faculty	Excellent (%)	Very good (%)	Good (%)	Average (%)
1	Arts	52	34	12	02
2	Commerce	36	41	19	04
3	Science	57	28	11	04
4	Computer Science	55	25	16	03
5	BAF	45	37	15	03
	<b>Total (Average %)</b>	<b>49</b>	<b>33</b>	<b>14.6</b>	<b>3.2</b>

**Graphical Analysis Report on Students' Feedback about Teachers:**



**Analysis Report on Students' Feedback about Teachers:**

Average Rating of Teachers' Feedback Response found to be at 45%

Scale for Opinion of Teachers' found to be at.

**Website address:**

**Direct Link URL:**

**The following are the observations on Students Feedback about Teachers:**

1. The students reported that they would like the teachers to teach more practically and relate its knowledge practically while teaching.
2. Teachers should use ICT tools such as LCD projector, Multimedia, etc. while teaching wherever necessary.
3. Teachers should discuss the overall performance of students with them.
4. Teacher should focus on newer teaching techniques and cope with the problems of students.
5. Teacher should provide study material wherever required.
6. Teaching skills of teachers have fulfilled the teaching-learning process criteria above satisfaction mark.
7. Overall performance of teachers is excellent.

### **Teachers' Feedback about College**

Category:	<b>Teachers' Feedback</b>
Total number of Teachers' recorded feedback:	<b>46</b>
Total number of questions attempted:	<b>14</b>
Feedback Type:	<b>Online</b>

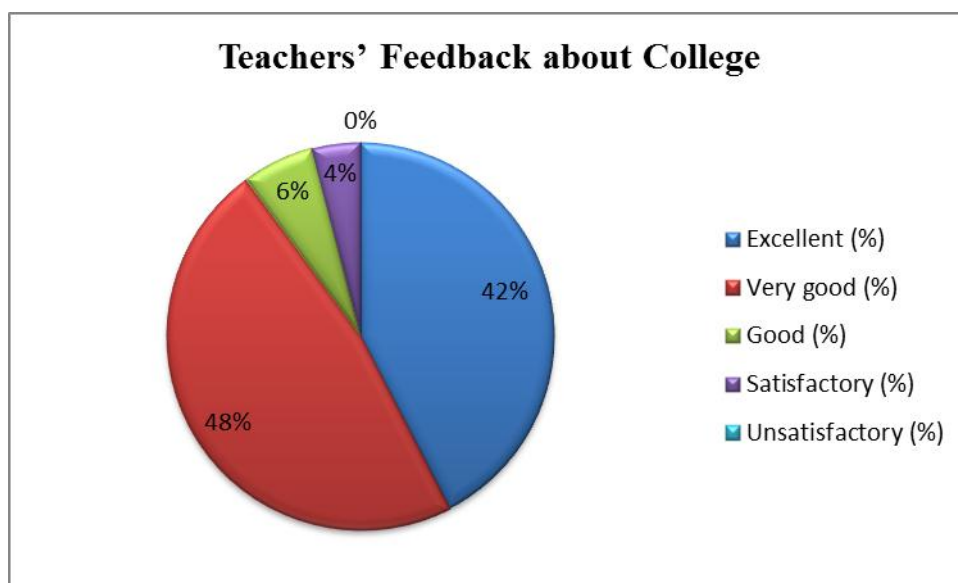
**Table 7: Questionnaire for Teacher's Feedback about College**

<b>Q. No</b>	<b>Nature of Question</b>
Tc1	The courses / syllabi taught by me have a good balance between theory and application.
Tc2	The objectives of the syllabi are well defined.
Tc3	The books/journals etc. prescribed / listed as reference materials are relevant updated and cover the entire syllabi.
Tc4	The course / syllabi of the subjects taught by me increased my interest, knowledge and perspective in the subject area.
Tc5	The college has given me full freedom to adopt new techniques / strategies of teaching such as group discussions, seminar, presentations and learners' participation.
Tc6	I have the freedom to adopt new techniques / strategies of testing and assessment of students.
Tc7	Tests and examinations are conducted well in time with proper coverage of all units in the syllabus.
Tc8	The prescribed books are available in the library in sufficient numbers.
Tc9	The environment in the College is conducive to teaching and research
Tc10	The administration is teacher-friendly.
Tc11	The college provides adequate opportunities and support to faculty members for upgrading their skills and qualifications.
Tc12	ICT facilities in the college are adequate and satisfactory.
Tc13	Toilets / washrooms are clean and properly maintained.
Tc14	The classrooms are clean and well maintained.

**Table 8: Analysis Report on Teachers' Feedback about College**

<b>Q. No.</b>	<b>Nature of Questions</b>	<b>Excellent (%)</b>	<b>Very good (%)</b>	<b>Good (%)</b>	<b>Satisfactory (%)</b>	<b>Unsatisfactory (%)</b>
1	<b>TC1</b>	61	37	0	2	0
2	<b>TC2</b>	43	52	0	4	0
3	<b>TC3</b>	50	46	4	0	0
4	<b>TC4</b>	70	28	0	2	0
5	<b>TC5</b>	65	33	2	0	0
6	<b>TC6</b>	50	46	4	0	0
7	<b>TC7</b>	61	39	0	0	0
8	<b>TC8</b>	11	63	17	9	0
9	<b>TC9</b>	37	61	2	0	0
10	<b>TC10</b>	37	61	2	0	0
11	<b>TC11</b>	43	54	2	0	0
12	<b>TC12</b>	28	57	11	4	0
13	<b>TC13</b>	17	41	22	17	2
14	<b>TC14</b>	20	39	20	20	2
	<b>Total</b>	<b>42</b>	<b>47</b>	<b>6</b>	<b>4</b>	<b>0</b>

## Graphical Analysis Report on Teachers' Feedback about College



### Analysis Report on Teachers' Feedback about College

Average Rating of Teachers' Feedback Response found to be at 42%

Scale for Opinion of Teachers' found to be at excellent.

**Website address:**

**Direct Link URL:**

### The following are the observations on Teachers' feedback about college

1. College should focus on infrastructure of library, laboratory, classrooms, canteen etc.
2. Department-wise library facility should be provided.
3. Subject wise departments should be considered during upgradation of infrastructure.
4. Overall college infrastructure and other facilities are up to the mark.
5. Cleanliness should be maintained in classrooms, toilets, laboratories etc.

## Alumni Feedback Committee Report 2021-22

Category: **Alumni Feedback**

Total number of Students recorded feedback: **38**

Total number of questions attempted: **08**

Feedback Type: **Online**

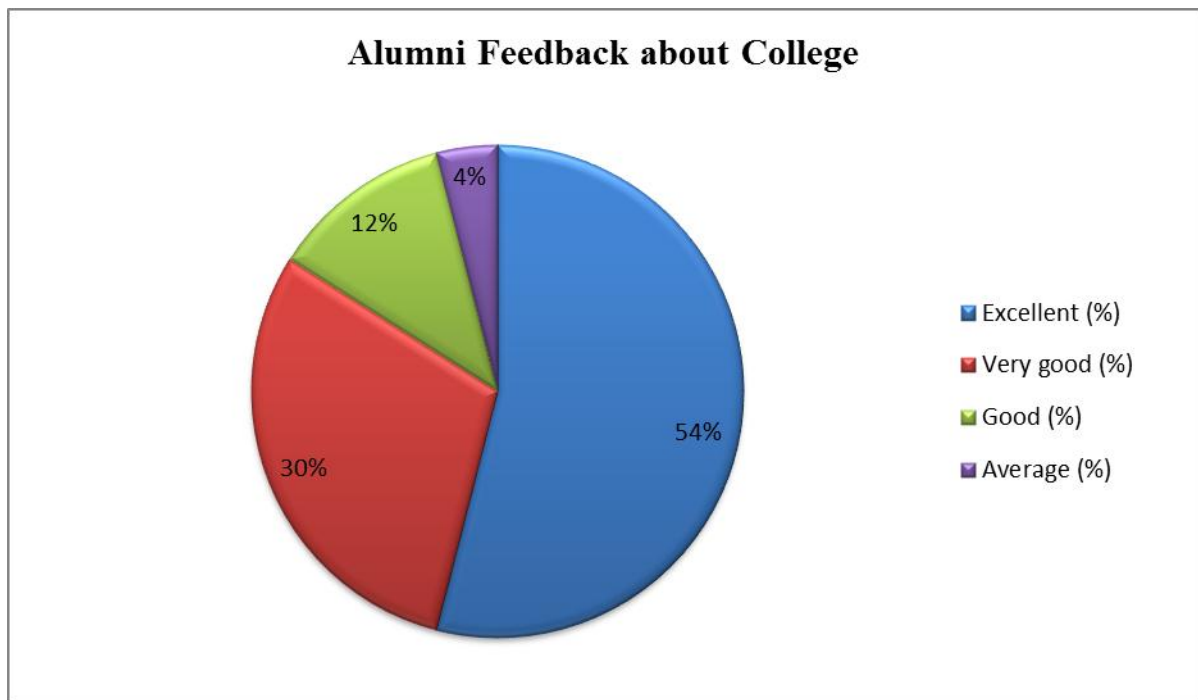
**Table 1: Questionnaire for Students feedback about College**

<b>Q. No</b>	<b>Nature of Questions</b>
C1	Rate the courses that you have learnt in the college in relation to your current job / occupation
C2	Infrastructure and Lab Facilities
C3	Teaching Faculty
C4	Library
C5	Office staff
C6	Educational resources
C7	Admission process
C8	Overall rating of college

**Table 2: Analysis of Alumni Feedback about College:**

<b>Q. No.</b>	<b>Nature of Questions</b>	<b>Excellent (%)</b>	<b>Very good (%)</b>	<b>Good (%)</b>	<b>Average (%)</b>
1.	C1	57	31	9	3
2.	C2	41	31	23	5
3.	C3	67	25	5	3
4.	C4	54	31	5	10
5.	C5	54	31	12	3
6.	C6	41	38	18	3
7.	C7	54	25	18	3
8.	C8	61	31	8	0
	<b>Percentage</b>	<b>54</b>	<b>30</b>	<b>12</b>	<b>4</b>

**Graphical Analysis of Alumni Feedback about College:**



**Analysis Report on the Alumni feedback about College**

We have received 38 responses from students through online process by web link.

**Website address:**

**Direct Link:**

**The following are the observations on alumni feedback about College**

1. College can add courses which help students to be a Business Entrepreneur.
2. There should be technical education facility.
3. Keep in touch with alumni and create a platform for them.